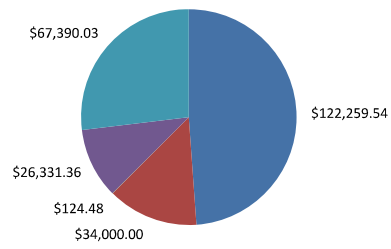


### Income

Sum of Value	
Category	Total
Donations/Fundraising	\$ 122,259.54
Grants	\$ 34,000.00
Other	\$ 124.48
Partner Receipts	\$ 26,331.36
Programs/Events (blank)	\$ 67,390.03
Grand Total	\$ 250,105.41

### Income 19/20

■ Donations/Fundraising ■ Grants ■ Other ■ Partner Receipts ■ Programs/Events ■ (blank)

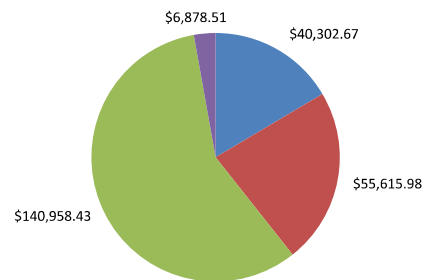


### Expenses

Sum of Value	
Category	Total
Employment Costs	\$ 40,302.67
Overhead	\$ 55,615.98
Programs/Events	\$ 140,958.43
Transportation Costs	\$ 6,878.51
Grand Total	\$ 243,755.59

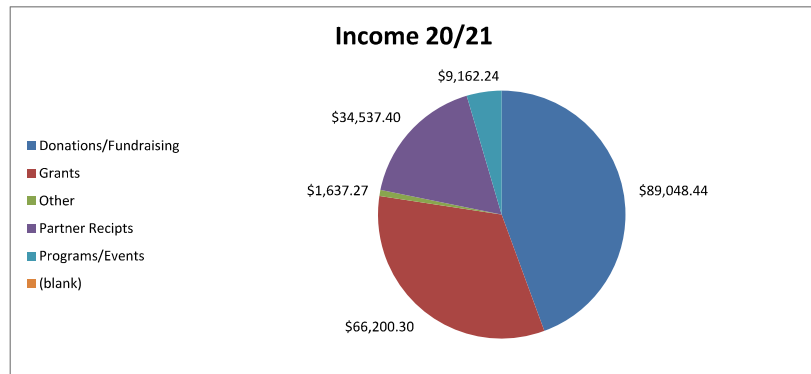
### Expenses 19/20

■ Employment Costs  
■ Overhead  
■ Programs/Events  
■ Transportation Costs



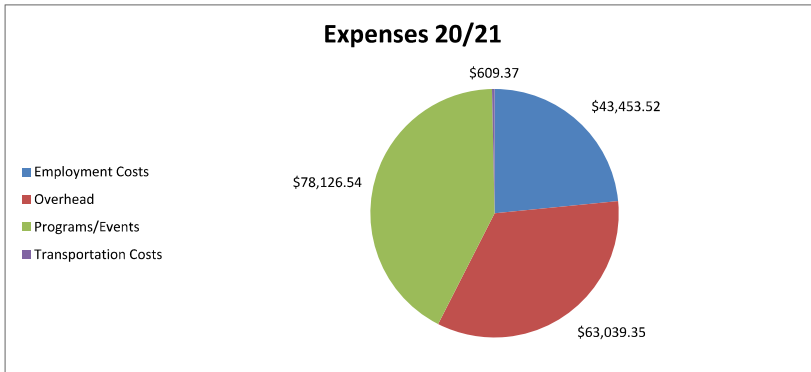
### Income

Sum of Value	
Category	Total
Donations/Fundraising	\$ 89,048.44
Grants	\$ 66,200.30
Other	\$ 1,637.27
Partner Receipts	\$ 34,537.40
Programs/Events (blank)	\$ 9,162.24
Grand Total	\$ 200,585.65



### Expenses

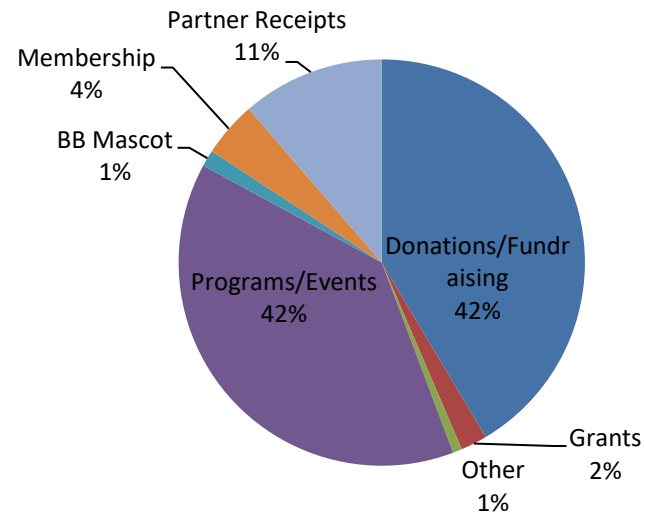
Sum of Value	
Category	Total
Employment Costs	\$ 43,453.52
Overhead	\$ 63,039.35
Programs/Events	\$ 78,126.54
Transportation Costs	\$ 609.37
Grand Total	\$ 185,228.78



## Income

Sum of Value	
Category	Total
Donations/Fundraising	\$ 79,015.49
Grants	\$ 4,000.00
Other	\$ 1,403.06
Programs/Events	\$ 73,645.50
BB Mascot	\$ 2,499.97
Membership	\$ 8,404.88
Partner Receipts	\$ 21,644.47
Grand Total	\$ 190,613.37

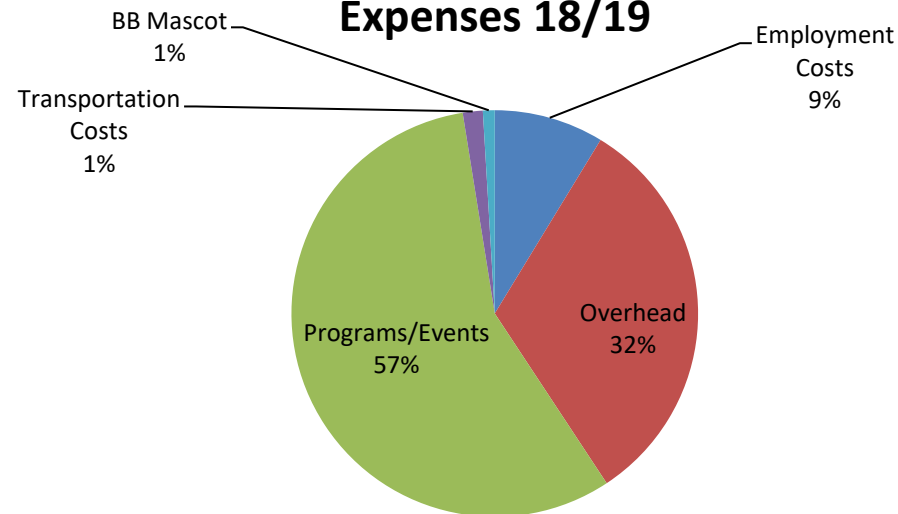
## Income 18/19



## Expenses

Sum of Value	
Category	Total
Employment Costs	\$ 13,691.48
Overhead	\$ 50,276.16
Programs/Events	\$ 89,152.16
Transportation Costs	\$ 2,497.89
BB Mascot	\$ 1,471.48
Grand Total	\$ 157,089.17

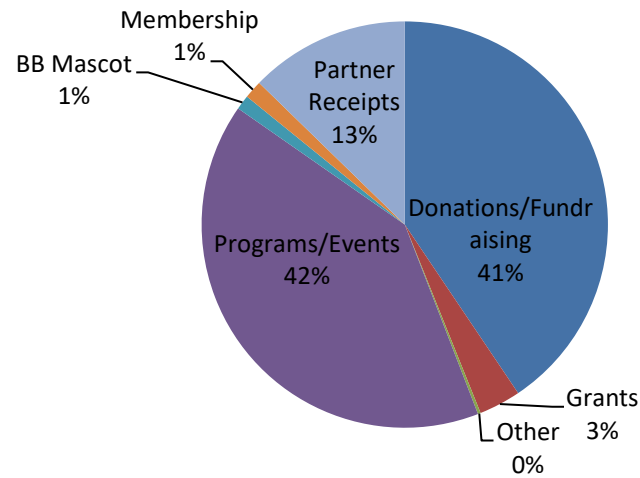
## Expenses 18/19



## Income

Sum of Value	
Category	Total
Donations/Fundraising	\$ 79,705.11
Grants	\$ 6,550.00
Other	\$ 436.73
Programs/Events	\$ 79,654.20
BB Mascot	\$ 2,272.70
Membership	\$ 2,823.20
Partner Receipts	\$ 24,983.82
Grand Total	\$ 196,425.76

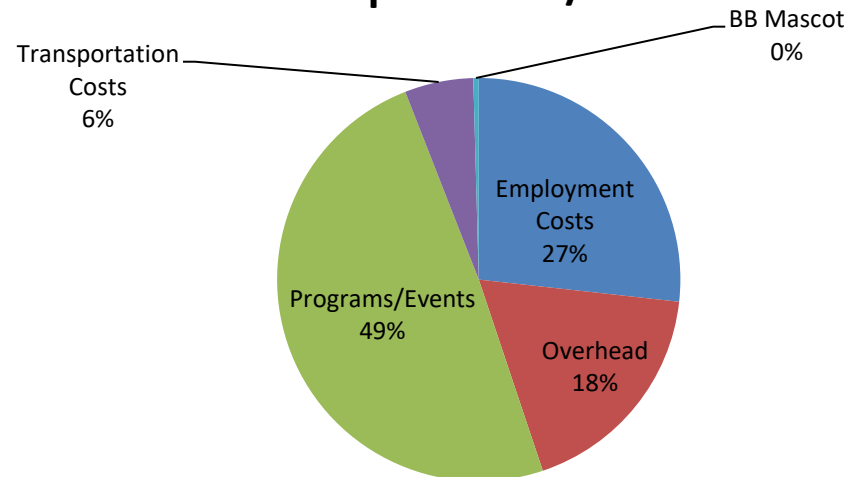
## Income 17/18



## Expenses

Sum of Value	
Category	Total
Employment Costs	\$ 50,814.79
Overhead	\$ 34,367.60
Programs/Events	\$ 93,449.43
Transportation Costs	\$ 10,449.37
BB Mascot	\$ 822.87
Grand Total	\$ 189,904.06

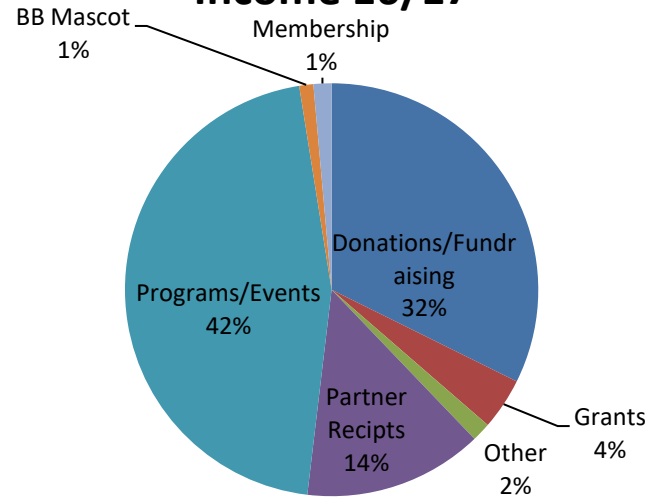
## Expenses 17/18



## Income

Sum of Value	
Category	Total
Donations/Fundraising	\$ 79,992.00
Grants	\$ 10,000.00
Other	\$ 3,662.00
Partner Receipts	\$ 34,740.00
Programs/Events	\$ 112,870.00
BB Mascot	\$ 2,727.00
Membership	\$ 3,497.00
Grand Total	\$ 247,488.00

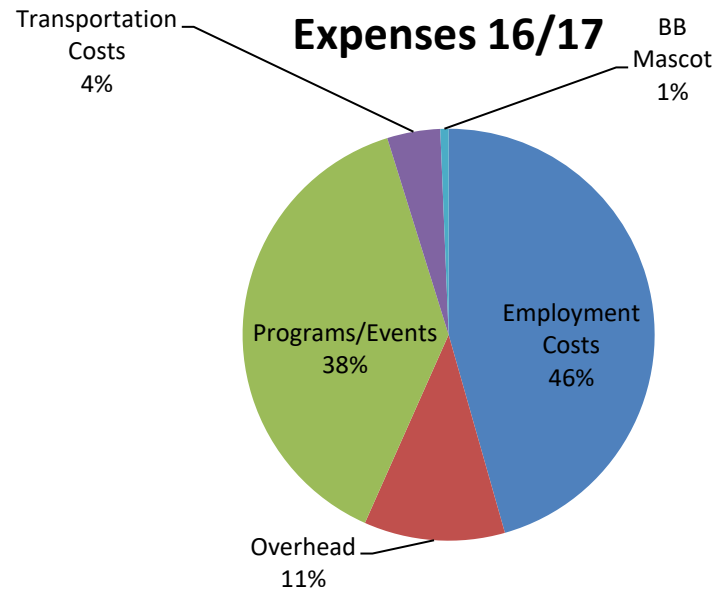
## Income 16/17



## Expenses

Sum of Value	
Category	Total
Employment Costs	\$ 125,742.00
Overhead	\$ 30,522.00
Programs/Events	\$ 106,247.00
Transportation Costs	\$ 11,496.00
BB Mascot	\$ 1,786.00
Grand Total	\$ 275,793.00

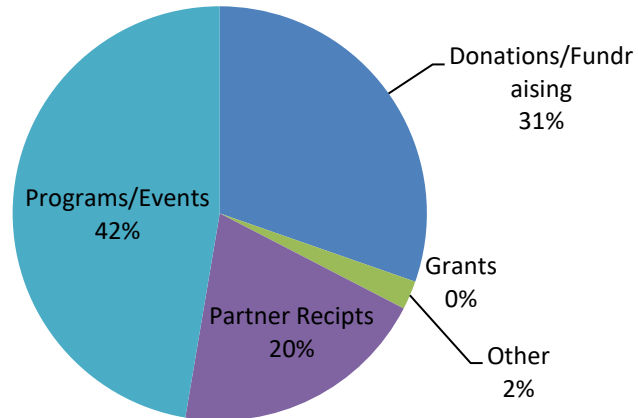
## Expenses 16/17



## Income

Sum of Value	
Category	Total
Donations/Fundraising	\$ 80,013.00
Grants	\$ -
Other	\$ 5,918.00
Partner Receipts	\$ 52,898.00
Programs/Events	\$ 124,815.00
Grand Total	\$ 263,644.00

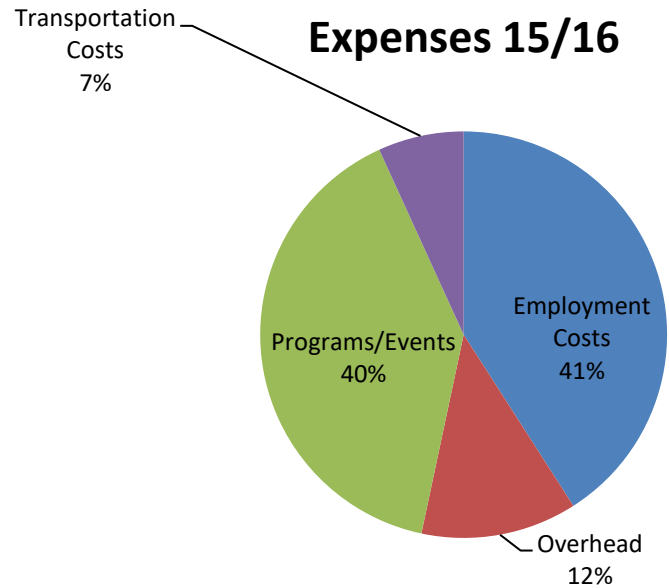
## Income 15/16



## Expenses

Sum of Value	
Category	Total
Employment Costs	\$ 113,083.00
Overhead	\$ 34,277.00
Programs/Events	\$ 110,100.00
Transportation Costs	\$ 18,829.00
Grand Total	\$ 276,289.00

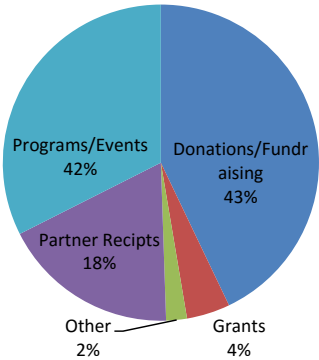
## Expenses 15/16



Income

Sum of Value	
Category	Total
Donations/Fundraising	\$ 89,198.00
Grants	\$ 9,200.00
Other	\$ 4,445.00
Partner Receipts	\$ 37,568.00
Programs/Events	\$ 67,422.00
Grand Total	\$ 207,833.00

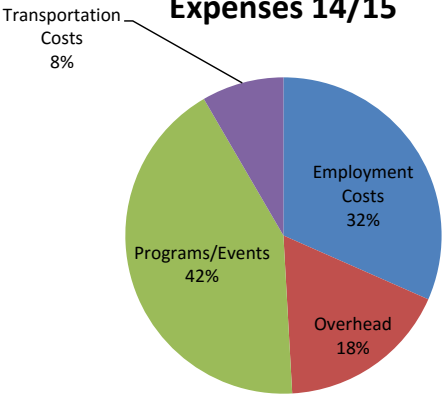
Income 14/15



Expenses

Sum of Value	
Category	Total
Employment Costs	\$ 64,742.00
Overhead	\$ 35,857.00
Programs/Events	\$ 87,024.00
Transportation Costs	\$ 17,206.00
Grand Total	\$ 204,829.00

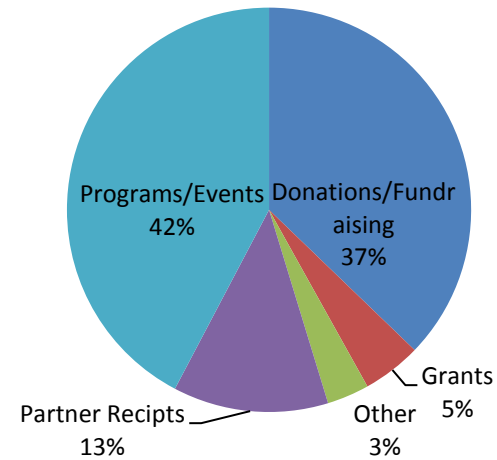
Expenses 14/15



## Income

Sum of Value	
Category	Total
Donations/Fundraising	\$ 78,962.17
Grants	\$ 10,000.00
Other	\$ 7,162.72
Partner Receipts	\$ 26,378.09
Programs/Events	\$ 89,775.94
Grand Total	\$ 212,278.92

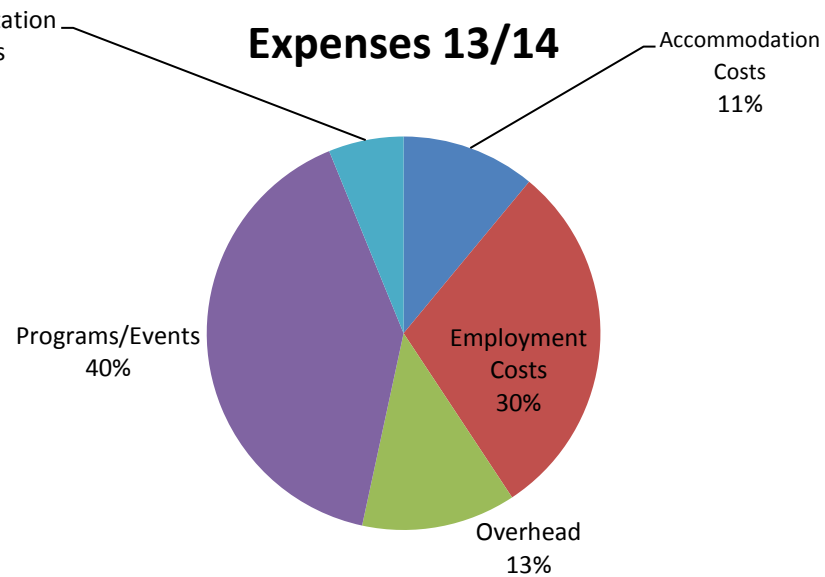
## Income 13/14



## Expenses

Sum of Value	
Category	Total
Accommodation Costs	\$ 23,132.98
Employment Costs	\$ 62,352.42
Overhead	\$ 26,641.76
Programs/Events	\$ 84,929.64
Transportation Costs	\$ 12,973.89
Grand Total	\$ 210,030.69

## Expenses 13/14





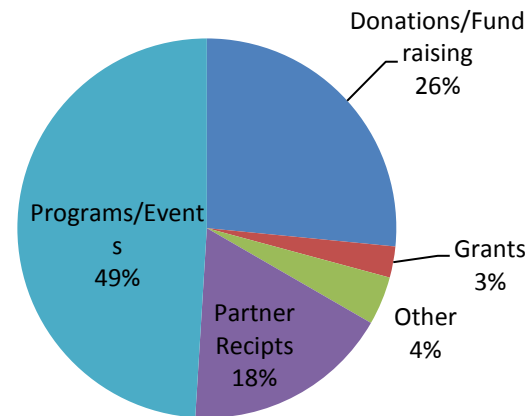
## Income

Sum of Value	
Category	Total
Donations/Fundraising	\$ 50,003.60
Grants	\$ 5,000.00
Other	\$ 7,783.01
Partner Receipts	\$ 33,228.42
Programs/Events	\$ 92,344.55
Grand Total	\$ 188,359.58

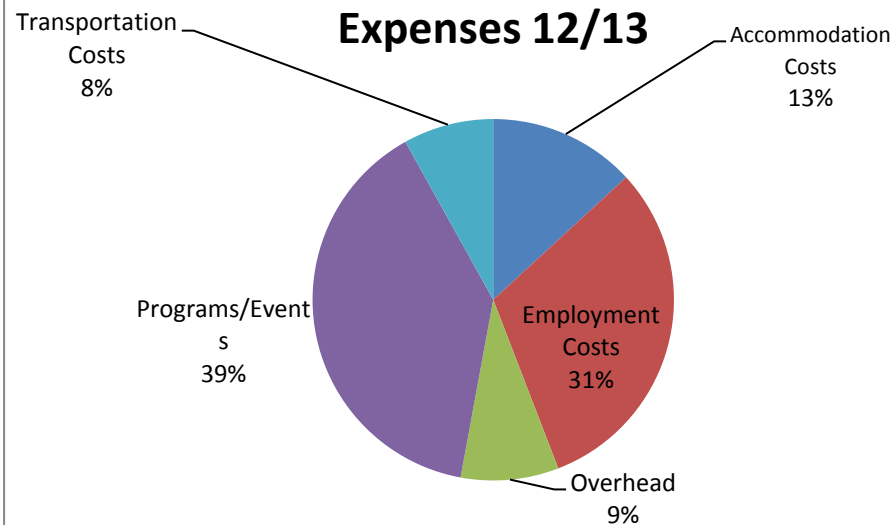
## Expenses

Sum of Value	
Category	Total
Accommodation Costs	\$ 23,812.77
Employment Costs	\$ 56,073.63
Overhead	\$ 15,856.78
Programs/Events	\$ 70,617.55
Transportation Costs	\$ 14,629.49
Grand Total	\$ 180,990.22

## Income 12/13



## Expenses 12/13



## Income

(2011-2012 Financial Year)

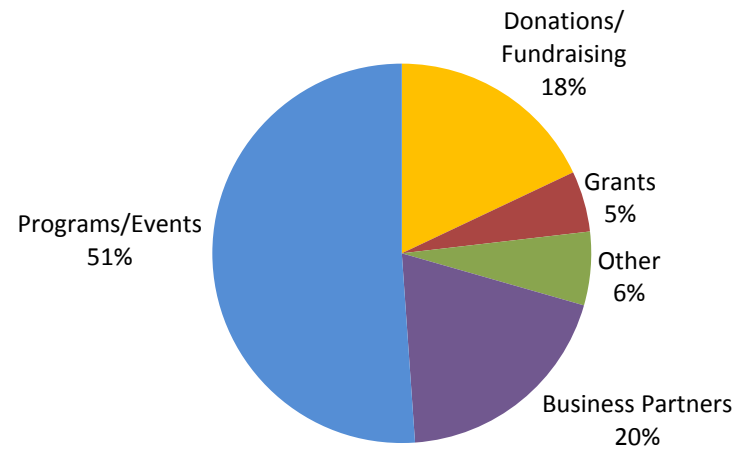
Sum of Value	
Category	Total
Donations/Fundraising	\$ 34,677.67
Grants	\$ 10,000.00
Other	\$ 12,099.97
Business Partners	\$ 37,532.03
Programs/Events	\$ 98,609.23
(blank)	
Grand Total	\$ 192,918.90

## Expenses

(2011-2012 Financial Year)

Sum of Value	
Category	Total
Accommodation Costs	\$ 24,416.59
Employment Costs	\$ 62,259.86
Overheads	\$ 29,817.29
Programs/Events	\$ 72,893.37
Transportation Costs	\$ 13,041.32
(blank)	
Grand Total	\$ 202,428.43

## Income



## Expenses

