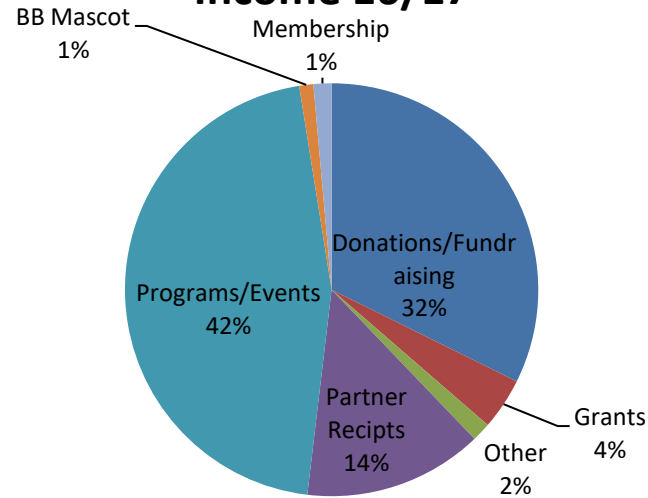


Income

Sum of Value	
Category	Total
Donations/Fundraising	\$ 79,992.00
Grants	\$ 10,000.00
Other	\$ 3,662.00
Partner Receipts	\$ 34,740.00
Programs/Events	\$ 112,870.00
BB Mascot	\$ 2,727.00
Membership	\$ 3,497.00
Grand Total	\$ 247,488.00

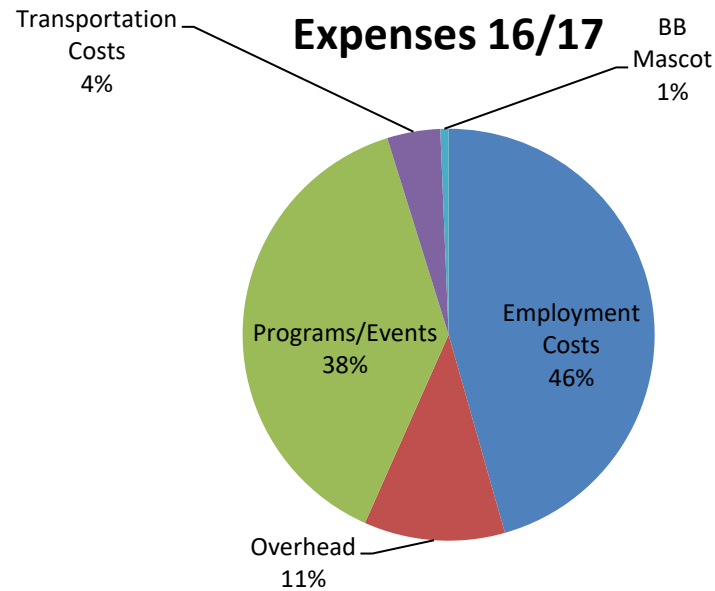
Income 16/17



Expenses

Sum of Value	
Category	Total
Employment Costs	\$ 125,742.00
Overhead	\$ 30,522.00
Programs/Events	\$ 106,247.00
Transportation Costs	\$ 11,496.00
BB Mascot	\$ 1,786.00
Grand Total	\$ 275,793.00

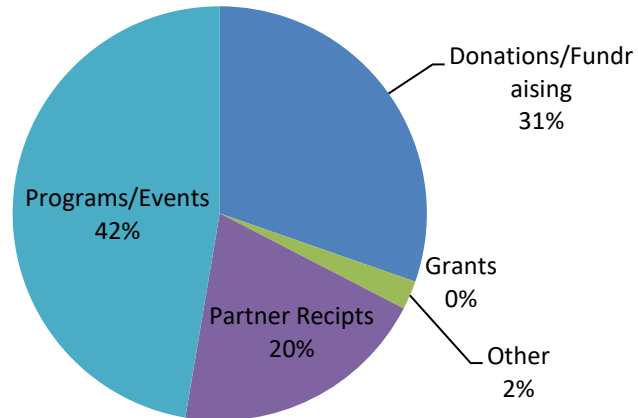
Expenses 16/17



Income

Sum of Value	
Category	Total
Donations/Fundraising	\$ 80,013.00
Grants	\$ -
Other	\$ 5,918.00
Partner Receipts	\$ 52,898.00
Programs/Events	\$ 124,815.00
Grand Total	\$ 263,644.00

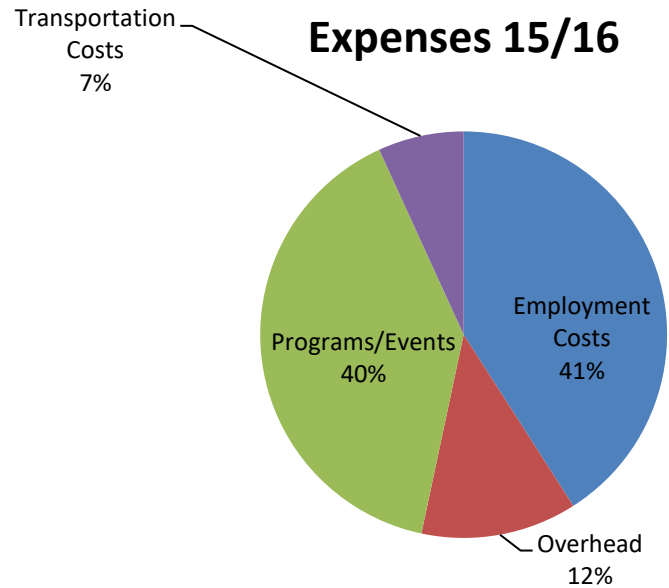
Income 15/16



Expenses

Sum of Value	
Category	Total
Employment Costs	\$ 113,083.00
Overhead	\$ 34,277.00
Programs/Events	\$ 110,100.00
Transportation Costs	\$ 18,829.00
Grand Total	\$ 276,289.00

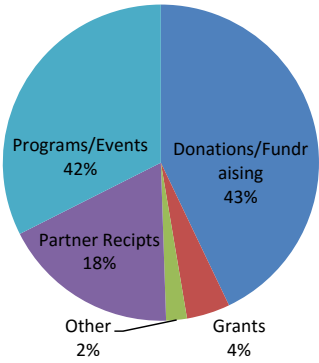
Expenses 15/16



Income

Sum of Value	
Category	Total
Donations/Fundraising	\$ 89,198.00
Grants	\$ 9,200.00
Other	\$ 4,445.00
Partner Receipts	\$ 37,568.00
Programs/Events	\$ 67,422.00
Grand Total	\$ 207,833.00

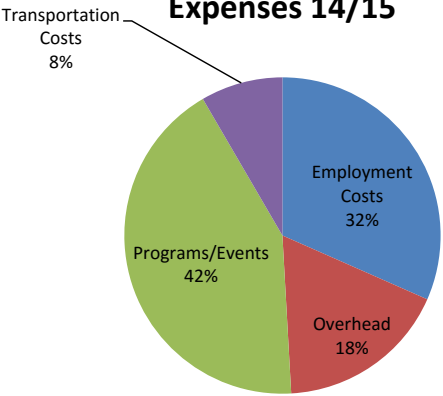
Income 14/15



Expenses

Sum of Value	
Category	Total
Employment Costs	\$ 64,742.00
Overhead	\$ 35,857.00
Programs/Events	\$ 87,024.00
Transportation Costs	\$ 17,206.00
Grand Total	\$ 204,829.00

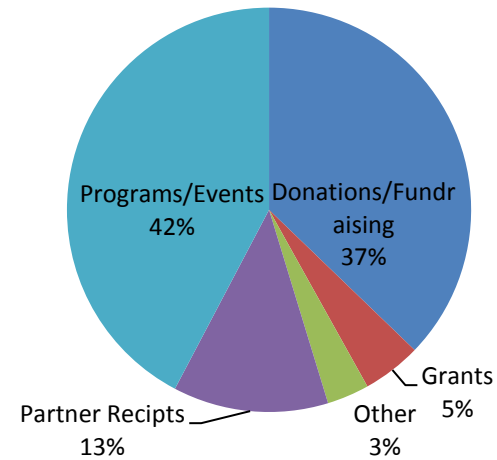
Expenses 14/15



Income

Sum of Value	
Category	Total
Donations/Fundraising	\$ 78,962.17
Grants	\$ 10,000.00
Other	\$ 7,162.72
Partner Receipts	\$ 26,378.09
Programs/Events	\$ 89,775.94
Grand Total	\$ 212,278.92

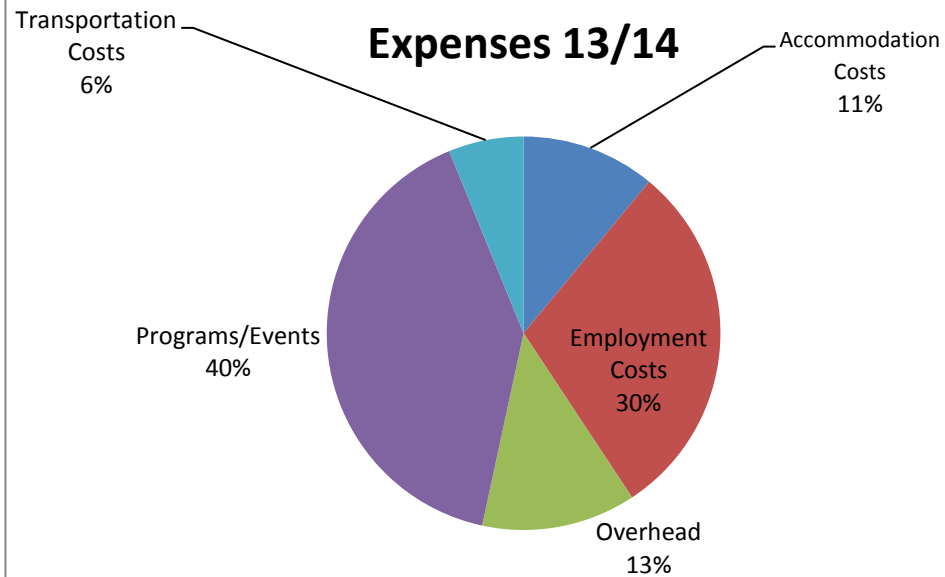
Income 13/14



Expenses

Sum of Value	
Category	Total
Accommodation Costs	\$ 23,132.98
Employment Costs	\$ 62,352.42
Overhead	\$ 26,641.76
Programs/Events	\$ 84,929.64
Transportation Costs	\$ 12,973.89
Grand Total	\$ 210,030.69

Expenses 13/14



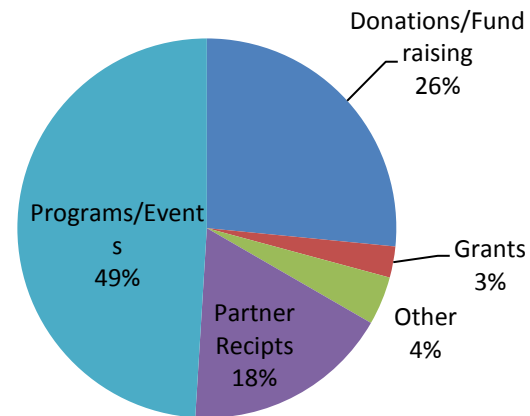
Income

Sum of Value	
Category	Total
Donations/Fundraising	\$ 50,003.60
Grants	\$ 5,000.00
Other	\$ 7,783.01
Partner Receipts	\$ 33,228.42
Programs/Events	\$ 92,344.55
Grand Total	\$ 188,359.58

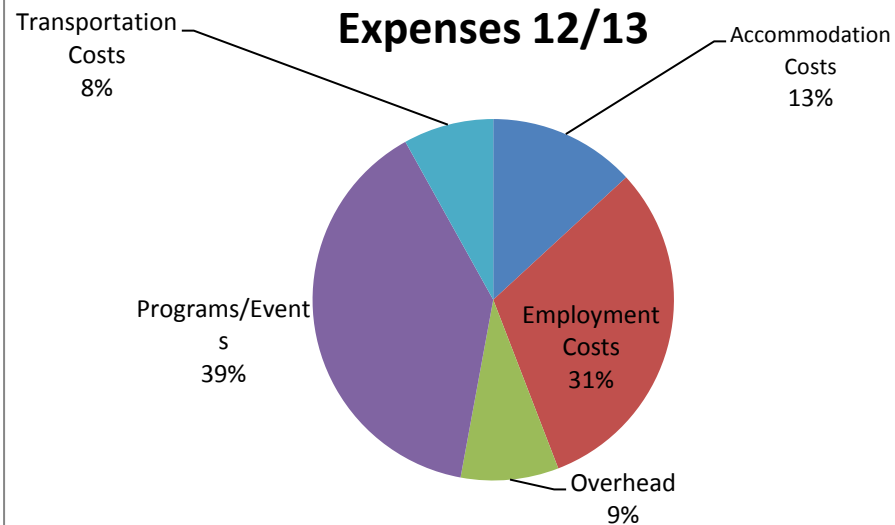
Expenses

Sum of Value	
Category	Total
Accommodation Costs	\$ 23,812.77
Employment Costs	\$ 56,073.63
Overhead	\$ 15,856.78
Programs/Events	\$ 70,617.55
Transportation Costs	\$ 14,629.49
Grand Total	\$ 180,990.22

Income 12/13



Expenses 12/13



Income

(2011-2012 Financial Year)

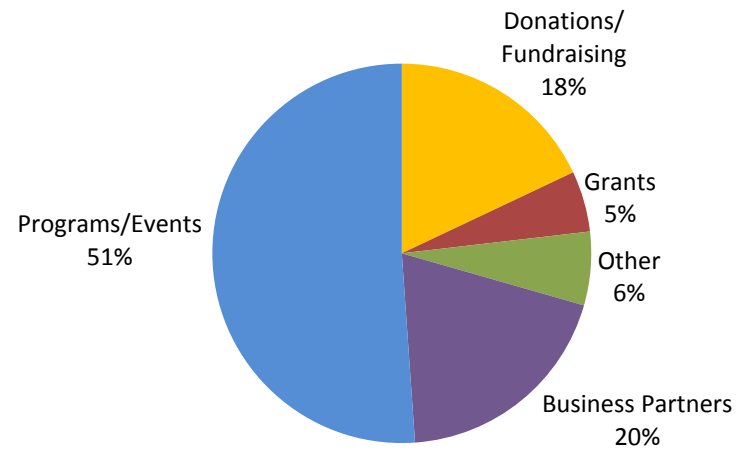
Sum of Value	
Category	Total
Donations/Fundraising	\$ 34,677.67
Grants	\$ 10,000.00
Other	\$ 12,099.97
Business Partners	\$ 37,532.03
Programs/Events	\$ 98,609.23
(blank)	
Grand Total	\$ 192,918.90

Expenses

(2011-2012 Financial Year)

Sum of Value	
Category	Total
Accomadation Costs	\$ 24,416.59
Employment Costs	\$ 62,259.86
Overheads	\$ 29,817.29
Programs/Events	\$ 72,893.37
Transportation Costs	\$ 13,041.32
(blank)	
Grand Total	\$ 202,428.43

Income



Expenses

