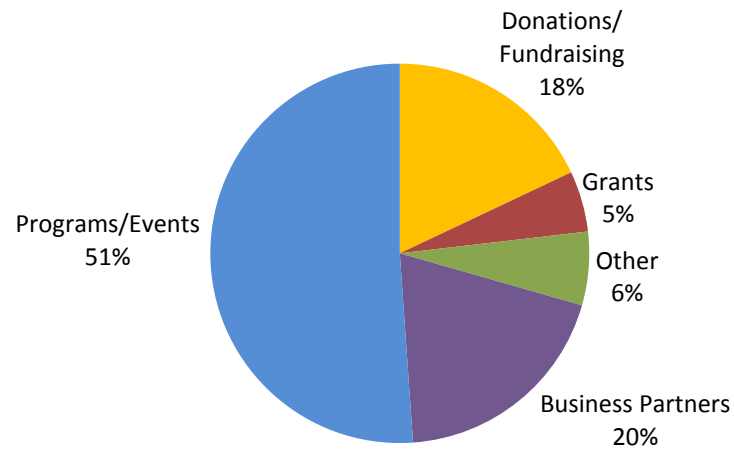


### Income

(2011-2012 Financial Year)

Sum of Value	
Category	Total
Donations/Fundraising	\$ 34,677.67
Grants	\$ 10,000.00
Other	\$ 12,099.97
Business Partners	\$ 37,532.03
Programs/Events	\$ 98,609.23
(blank)	
Grand Total	\$ 192,918.90

### Income

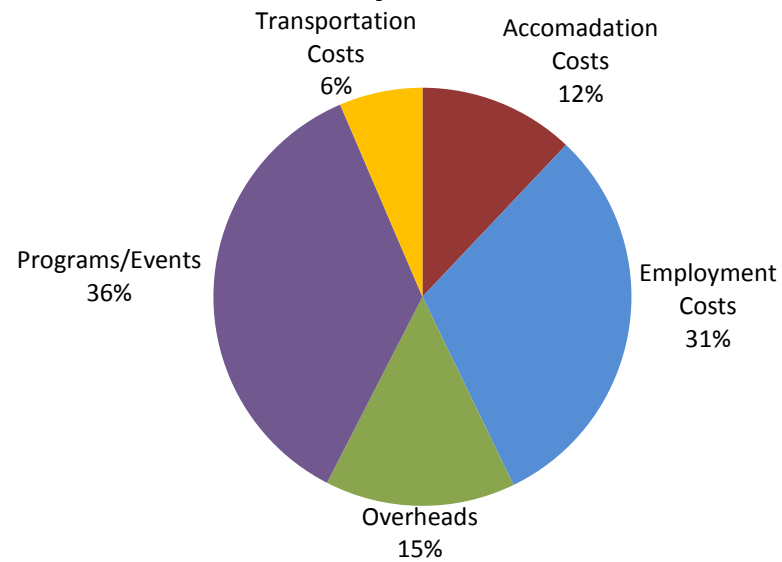


### Expenses

(2011-2012 Financial Year)

Sum of Value	
Category	Total
Accommodation Costs	\$ 24,416.59
Employment Costs	\$ 62,259.86
Overheads	\$ 29,817.29
Programs/Events	\$ 72,893.37
Transportation Costs	\$ 13,041.32
(blank)	
Grand Total	\$ 202,428.43

### Expenses



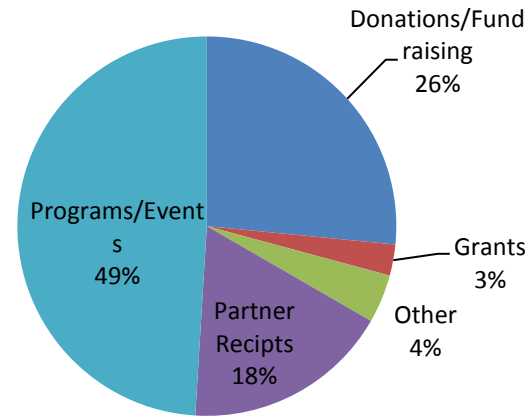
**Income**

Category	Total
Donations/Fundraising	\$ 50,003.60
Grants	\$ 5,000.00
Other	\$ 7,783.01
Partner Receipts	\$ 33,228.42
Programs/Events	\$ 92,344.55
<b>Grand Total</b>	<b>\$ 188,359.58</b>

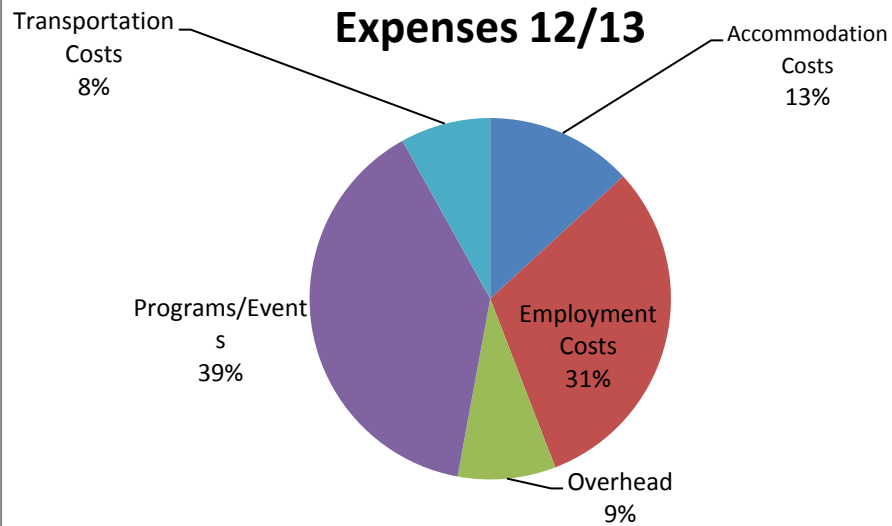
**Expenses**

Category	Total
Accommodation Costs	\$ 23,812.77
Employment Costs	\$ 56,073.63
Overhead	\$ 15,856.78
Programs/Events	\$ 70,617.55
Transportation Costs	\$ 14,629.49
<b>Grand Total</b>	<b>\$ 180,990.22</b>

**Income 12/13**



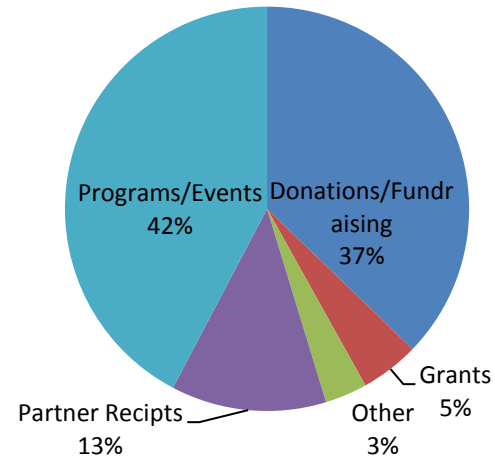
**Expenses 12/13**



**Income**

Category	Total
Donations/Fundraising	\$ 78,962.17
Grants	\$ 10,000.00
Other	\$ 7,162.72
Partner Receipts	\$ 26,378.09
Programs/Events	\$ 89,775.94
<b>Grand Total</b>	<b>\$ 212,278.92</b>

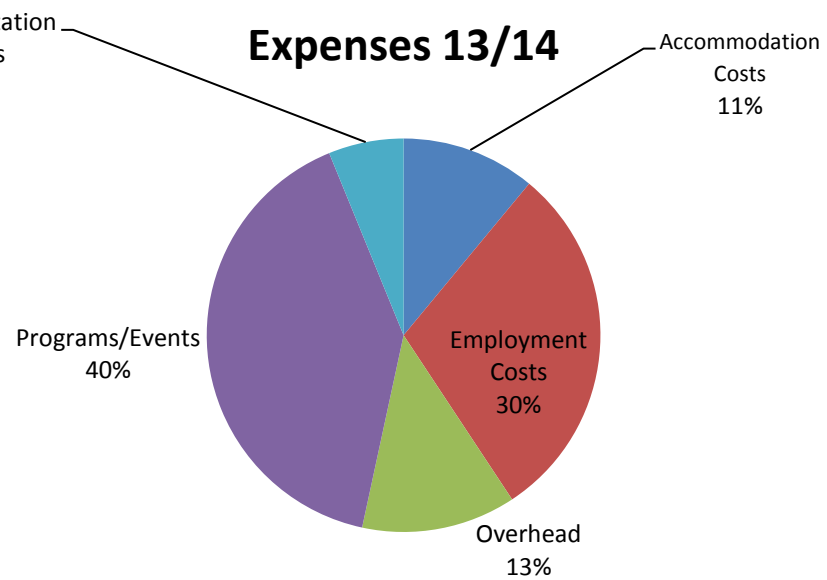
**Income 13/14**



**Expenses**

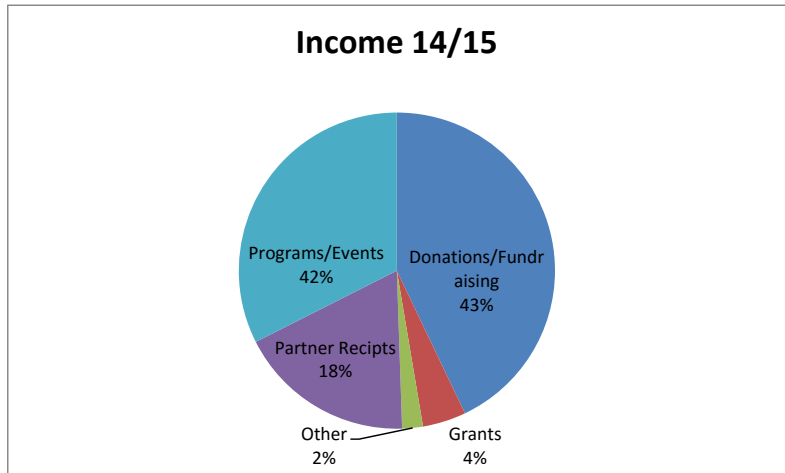
Category	Total
Accommodation Costs	\$ 23,132.98
Employment Costs	\$ 62,352.42
Overhead	\$ 26,641.76
Programs/Events	\$ 84,929.64
Transportation Costs	\$ 12,973.89
<b>Grand Total</b>	<b>\$ 210,030.69</b>

**Expenses 13/14**



**Income**

Category	Total
Sum of Value	
Donations/Fundraising	\$ 89,198.00
Grants	\$ 9,200.00
Other	\$ 4,445.00
Partner Receipts	\$ 37,568.00
Programs/Events	\$ 67,422.00
Grand Total	\$ 207,833.00



**Expenses**

Category	Total
Sum of Value	
Employment Costs	\$ 64,742.00
Overhead	\$ 35,857.00
Programs/Events	\$ 87,024.00
Transportation Costs	\$ 17,206.00
Grand Total	\$ 204,829.00

